Make and color an angel

Color the field. Use the pieces on page 109 to make the angel.



Glue the wings first, then add the body and head.

Replacement pieces

Angel pieces

Color, cut along the dashed lines and assemble the angel.



1 Left wing



2 Right wing



3 Head



4 Robe and arms



5 Lower robe



6 Sandals

Replacement pieces