Make and color a shepherd

Color the field. Use the pieces on page 105 to make the shepherd.



Glue the staff before adding the body.

Replacement pieces

Shepherd pieces

Color, cut along the dashed lines and assemble the character.



1 Head



2 Robe and arms



3 Lower robe



4 Sandals

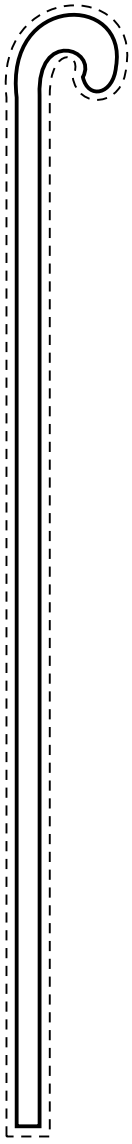

5 Staff

Glue the pieces in order. Slightly overlap the white edges where they join.

Replacement pieces